



MODERN TECH 3550

Contemporary Insulated Steel Garage Doors

HÖRMANN

Modern Tech 3550

Black BFR Design with Style B Windows



Modern Tech 3550

VALUE



Door: Ltd Lifetime

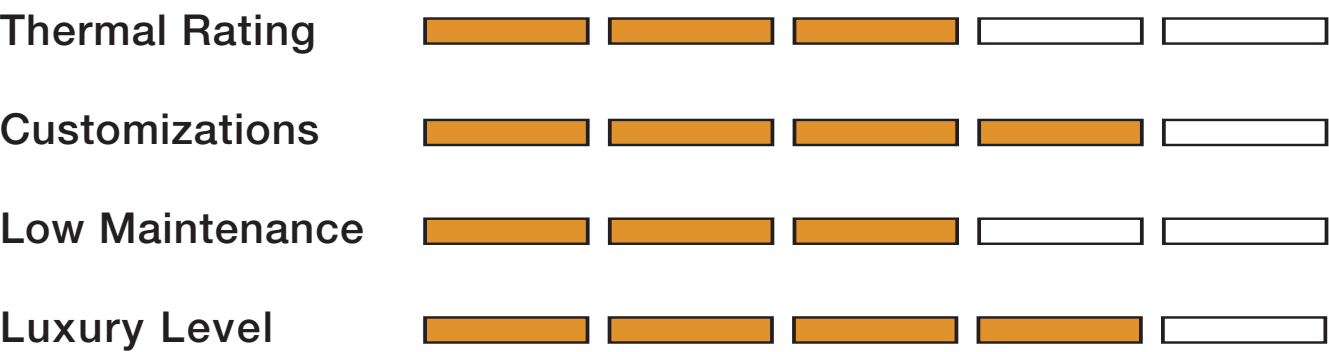


Hardware: 3 yr



Springs: 3 yr

- **R-10.4** Thermal Rating
- Steel (24 ga.)
- 2" Polystyrene
- 4 Colors
- 40+ Panel + Window Options



Section Detail

SECTION DETAIL Modern Tech panels are produced in smooth heavy-duty 24 gauge exterior skin. All doors are customizable with 46 panel and window combinations and include high quality painted aluminum frame with clear annealed glass.

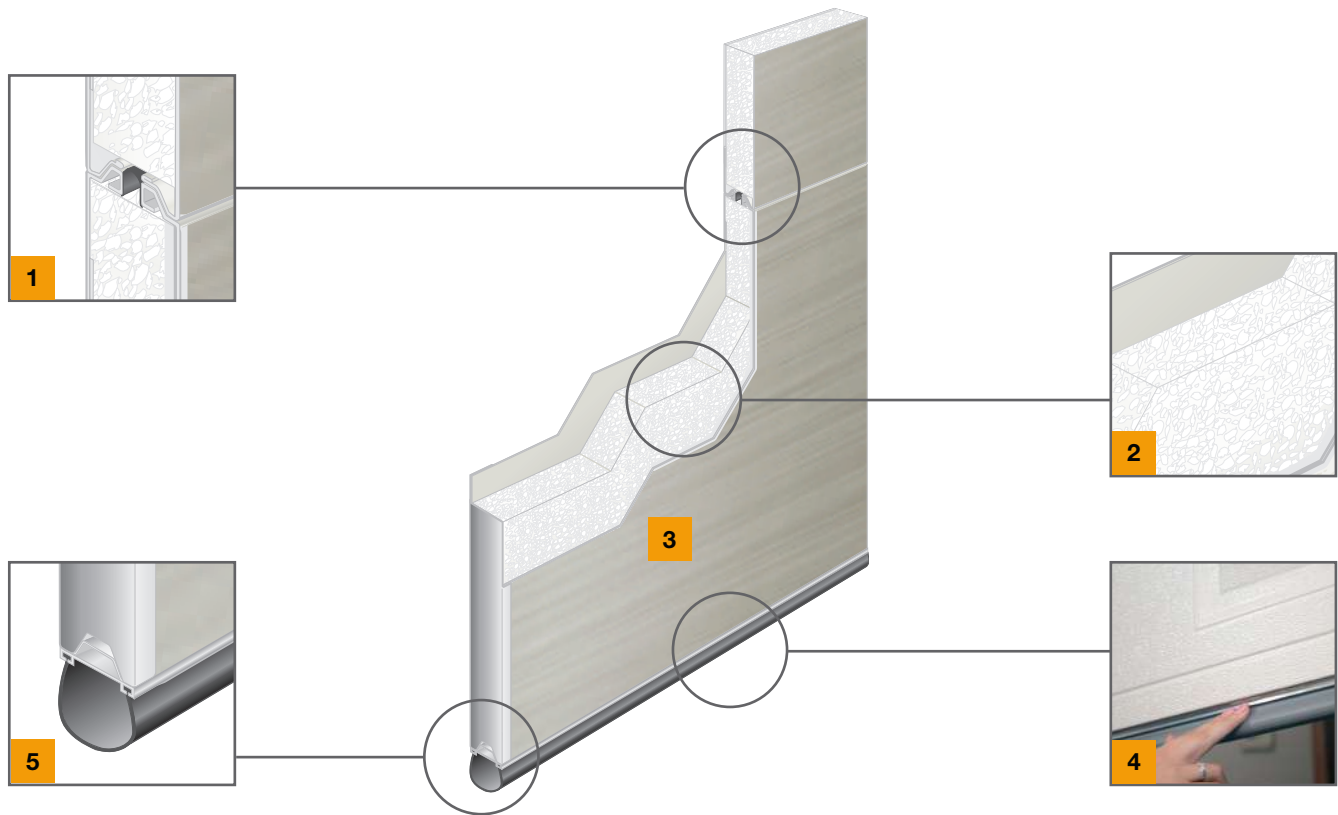
Left Facing Page Image:
Black BFR Design with Style B Windows

Bottom Left Image:
Close-up of a black panel with smooth texture

Modern Tech 3550

Panel Features

The Industry Leader in Innovative Door Safety, Luxury, and Selection



Tongue & Groove Section Joints **1**

Precisely designed thermally broken section joints reduce air infiltration and create weather tight seal.

Sandwich Construction **2**

3-layer steel front and back construction with insulating polystyrene core increases energy savings.

Smooth Steel Texture **3**

Heavy-duty 24 gauge steel exterior skin comes in four attractive colors.

Aluminum Retainer **3**

Hörmann minimizes floor corrosion by utilizing an aluminum bottom seal retainer that never rusts and is more durable than brittle plastic retainers.

Bottom Weather Seal **4**

Keeps out wind, rain, debris and other elements for added energy savings.

Panel Design Options (8' x 7')

CHOOSE YOUR PANEL DESIGN.

Panels come in a wide range of different styles allowing you to choose the perfect match for the design of your home




- 1** AFL
- 2** AFR
- 3** AI
- 4** AT
- 5** BFL
- 6** BFR
- 7** BI
- 8** BT
- 9** CFL
- 10** CFR
- 11** CFL2
- 12** CFR2
- 13** CI
- 14** CT



Panel Design Options (16' x 7')

CHOOSE YOUR PANEL DESIGN.

Panels come in a wide range of different styles allowing you to choose the perfect match for the design of your home



- 1 AFL
- 2 AFR
- 3 AT
- 4 AFL2
- 5 AFR2
- 6 AI
- 7 BFL
- 8 BFR
- 9 BT
- 10 BFL2
- 11 BFR2
- 12 BI
- 13 CFL
- 14 CFR



Color Options

CHOOSE YOUR BEST MATCH.

Panels are available in four standard colors ready for your personal touch to enhance the look of your home.

- 1 White
- 2 Black Satin
- 3 Dark Bronze
- 4 Brushed Nickel

Glass Options



- 1 1/4" Clear
- 2 1/8" Bronze
- 3 White Laminated
- 4 Black Laminated
- 5 1/8" Satin Etch
- 6 Frosted Gluechip
- 7 1/8" GreyLite
- 8 1/8" Mistlite
- 9 1/8" P516 Obscure