

Townships Collection®

 **GARAGA**®  
Every detail guaranteed™



Build your garage door

Visualize your home with a new garage door. Visit [garaga.com/designcentre](https://garaga.com/designcentre) or scan the QR code.





Eastman E-21, 9' x 8', Moka Brown door and Ice White overlays, 8 lite Panoramic windows



< Cover: Princeton P-21, 9' x 7', Chocolate Walnut doors and overlays, 8 lite Panoramic windows

*Townships Collection*<sup>®</sup>

Give your home a rich, warm style...



Princeton P-22, 9' x 7', Ice White doors and overlays, Arch Overlays with Clear Panoramic windows

*Traditional Inspiration*

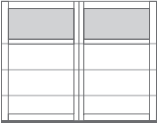


Princeton P-13, 9' x 7', Ice White doors and overlays, 8 lite Panoramic windows

# TRADITIONAL STYLE OVERLAY LAYOUTS

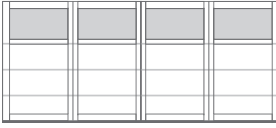
## Princeton

9' x 7'



Princeton P-11

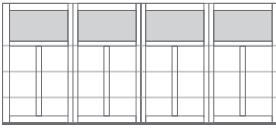
16' x 7'



Princeton P-11



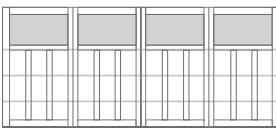
Princeton P-12



Princeton P-12



Princeton P-13

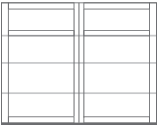


Princeton P-13

The Princeton is only manufactured with a 30" high Panoramic section.

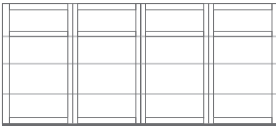
## Eastman

9' x 7'

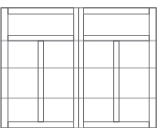


Eastman E-11

16' x 7'



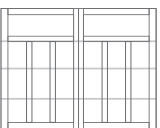
Eastman E-11



Eastman E-12



Eastman E-12



Eastman E-13

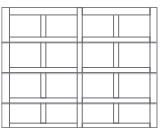


Eastman E-13

The top section of the Eastman can have a 24" high Panoramic section, regular windows, or no windows.

## Cambridge

9' x 7'



Cambridge CM

16' x 7'



Cambridge CM

The section heights for the Cambridge are not identical. See page 15 for details.



Eastman E-11, 10' x 7', Desert Sand door and overlays, 8 lite Panoramic windows



Cambridge CM, 8'6" x 7', Chocolate Walnut doors and overlays



Eastman E-11, 16' x 8', Black door and overlays, 4 vertical lite Panoramic windows



Cambridge CM, 9' x 7', Ice White door and overlays, 4 lite Panoramic windows





Princeton P-11, 9' x 7', Dark Sand doors and Ice White overlays, 8 lite Panoramic windows

# Contemporary Inspiration



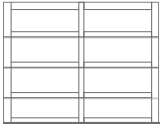
Cambridge CL, 15' x 7', Chocolate Walnut door and overlays



## CONTEMPORARY STYLE OVERLAY LAYOUTS


### Cambridge

9' x 7'



Cambridge CL

16' x 7'



Cambridge CL

The section heights for the Cambridge are not identical.  
See page 15 for details.



Cambridge CL, 14' x 7', Ice White door and overlays, Clear Panoramic windows



Cambridge CL, 9' x 8', Black doors and overlays

# Carriage house Inspiration

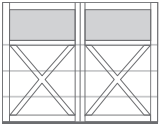


Princeton P-21, 18' x 7', Chocolate Walnut door and Ice White overlays, 4 vertical lite Panoramic windows

# CARRIAGE HOUSE STYLE OVERLAY LAYOUTS

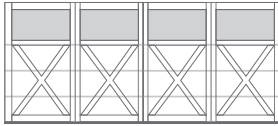
## Princeton

9' x 7'

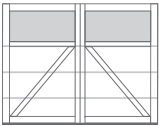


Princeton P-21

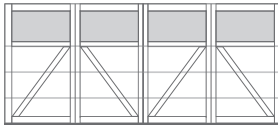
16' x 7'



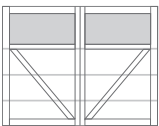
Princeton P-21



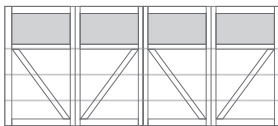
Princeton P-22



Princeton P-22



Princeton P-23

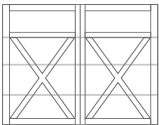


Princeton P-23

The Princeton is only manufactured with a 30" high Panoramic section.

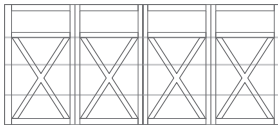
## Eastman

9' x 7'

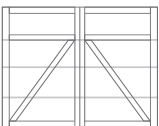


Eastman E-21

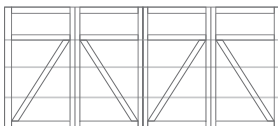
16' x 7'



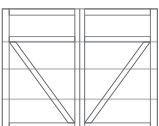
Eastman E-21



Eastman E-22



Eastman E-22



Eastman E-23



Eastman E-23

The top section of the Eastman can have a 24" high Panoramic section, regular windows, or no windows.

## Cambridge

9' x 7'



Cambridge CS

16' x 7'



Cambridge CS

The section heights for the Cambridge are not identical. See page 15 for details.



Eastman E-22, 8' x 7', Dark Sand door and Desert Sand overlays, Arch Overlay with 4 vertical lite Panoramic windows



Princeton P-22, 9' x 7', Ice White doors and overlays, 8 lite Panoramic windows



Eastman E-23, 10' x 7', Evergreen door and Desert Sand overlays, 4 vertical lite Panoramic windows



Princeton P-23, 8' x 7', Desert Sand doors and overlays, 8 lite Panoramic windows



Eastman E-21, 8' x 7', Claystone doors and Ice White overlays, 8 lite Panoramic windows



Cambridge CS, 10' x 7', Ice White door and overlays, Clear Panoramic windows

A bit more technical...



**STEEL | THICKNESS: 2 3/8" | POLYURETHANE, R-16**

Check out the Traditional, Contemporary and Carriage house style pages to see the different configurations available for the Princeton, Eastman and Cambridge models.

## ARCH OVERLAY<sup>1</sup>

Available for Princeton and Eastman

Always installed in the top section and only available with Panoramic windows or without windows



Clear Panoramic without grids



4 vertical lites Panoramic



8 lites Panoramic



Without windows<sup>2</sup>

## DECORATIVE HARDWARE<sup>3</sup>

Handmade wrought Iron texture



Lis



Door knockers

Slightly bumpy texture



Standard



Cottage

<sup>1</sup>Arch Overlay is available in Ice White, Desert Sand, Claystone and Black

<sup>2</sup>"Without windows" option is not available for Princeton

<sup>3</sup>Available for Princeton and Eastman

<sup>4</sup>Visit [garaga.com/premiumcolors](http://garaga.com/premiumcolors) to learn more about Garaga's Premium Colors

## PANEL COLORS

Standard




Ice White




Desert Sand



Claystone



Dark Sand



Moka Brown

Premium<sup>4</sup>




Charcoal



Evergreen



Black



Chocolate Walnut



Iron Ore Walnut



Visit [garaga.com/gentek](http://garaga.com/gentek) to see Gentek's equivalent aluminum capping

## OVERLAY COLORS



Ice White



Desert Sand



Claystone



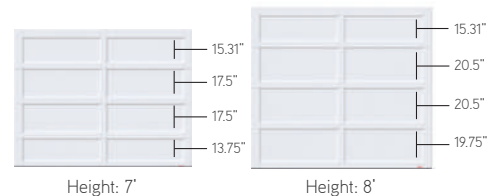
Chocolate Walnut



Black

### IMPORTANT - CAMBRIDGE LAYOUTS

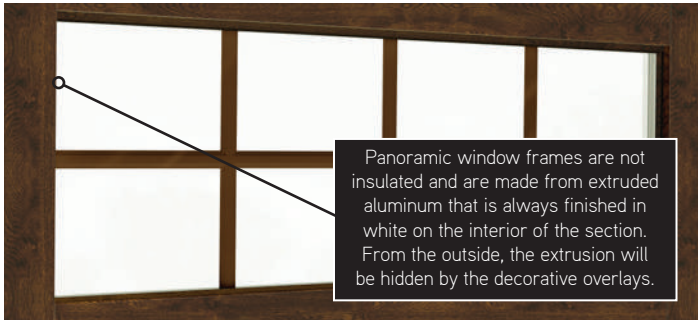
Due to the architecture, section heights are not identical.



# WINDOWS

Panoramic, Orion and Types of Glass windows can only be installed in the top section.

## Panoramic



The squares widths vary depending on the design and size of the chosen door. Note that no matter what door color you choose, the inside of the Panoramic section is always White.



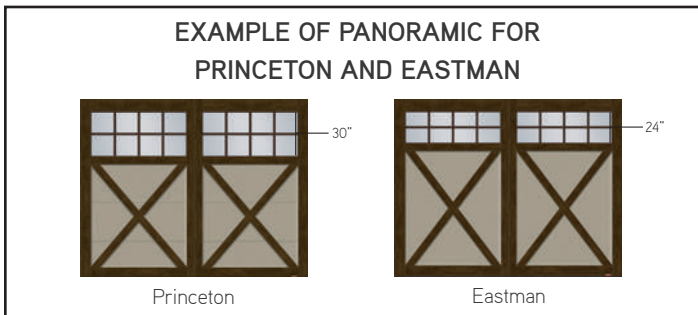
Without grids (with Clear, White Sandblasted or Pinhead)



4 vertical lites (with Clear or White Sandblasted glass)



8 lites<sup>1</sup> (with Clear or White Sandblasted glass)



## SIZES

Widths from 8' to 18', in 1" increments. Heights in 3" increments: Eastman and Cambridge from 6'6" to 8', Princeton from 7' to 8'. See your garage door dealer for more details on oversized doors available.

## WARRANTY

Door sections: limited lifetime  
 Windows: 10 years against seal defects  
 1 year for thermal break  
 Dura+ hardware: 2 years

Decorative PVC moldings: 10 years (discoloration)  
 5 years (delamination)  
 Weatherstripping: 1 year

<sup>1</sup>Not available for Cambridge CM and CS layouts

<sup>2</sup>Not available for Cambridge and Princeton layouts

<sup>3</sup> Clear 40" x 13" thermopane glass is also available with the Low-E Argon energy option.

## Orion (40" x 13")<sup>2</sup>



4 vertical lites



8 lites

## Types of glass (40" x 13")<sup>2</sup>

Privacy Level: **X/5**



## COORDINATES WITH

**Novatech**

Garaga is proud to collaborate with the entry door manufacturer Novatech so we can offer products that go together perfectly.

See what coordinates with our garage doors and window, visit [garaga.com/novatech](http://garaga.com/novatech) or scan the QR code.









R-16 construction



## GARAGA CONSTRUCTION MAKES ALL THE DIFFERENCE

3 layers, polyurethane insulation 

- 1 Polyurethane insulation** acts as a thermal break to prevent transfer of cold or heat
- 2 InterLok™ joints** block air infiltration for superior thermal insulation
- 3 Wood end blocks** are one of the most effective thermal breaks

**GARAGA**  


In garage door comparison tests, Garaga wins hands down. Watch our 45-second videos at [garaga.com/lab](http://garaga.com/lab)



**To save energy**, all components of a garage door must be taken into consideration (joints between sections, weatherstripping, end blocks, etc.) and not just its thermal resistance R-value as that only refers to the construction of the sections.



**IN-GARAGE DELIVERY READY**  
with a reliable Garaga garage door!

Find out the must-haves and the steps to get started. Keep your online deliveries safe, visit [garaga.com/ingaragedelivery](http://garaga.com/ingaragedelivery) or scan the QR code.



POWERED BY myQ

# LiftMaster®

POWERED BY myQ®

Quiet and reliable garage door openers

## ELITE SERIES®



- Ultra quiet
- Belt or chain drive
- 3/4 HP, AC or DC power
- Integrated camera for some models



- Ultra quiet
- Jackshaft
- DC power

## PREMIUM SERIES®



- Quiet
- Belt or chain drive
- 1/2 HP, AC or DC power

Consult [garaga.com/res-openers](http://garaga.com/res-openers) or scan the QR code to view all available openers and accessories.



## myQ® Technology

Allows you to open or close your garage door from anywhere by using a smart device such as a watch, smartphone or tablet.



Princeton P-23, 8' x 7', Chocolate Walnut doors and overlays, 8 lite Panoramic windows

# Why have millions of Garaga garage doors been installed since 1983?

## SUPERIOR PERFORMANCE

Get a product that exceeds your expectations. Our garage doors, inspired by Canada's severe weather, are **energy efficient** as they are first and foremost weathertight. They are **strong** and constructed with long lasting components, rigorously selected to give a flawless finish, both up close and at a distance.

## ONE OF THE LARGEST SELECTIONS IN THE INDUSTRY

With **thousands of possible combinations**, you are sure to find the garage door you are looking for. Select style, color and much more by visiting **[garaga.com/designcentre](http://garaga.com/designcentre)**. There you can create and view online the perfect door to enhance your house and be assured you're making the best decision.

## A DETAILED QUOTE FOR AN INFORMED CHOICE

All the options you want can be **quickly** calculated then presented to you in a **clear, illustrated quotation**. Once your garage door has been chosen, your quotation is automatically transmitted to our factory to be **precisely custom-crafted**.