

Standard+ | Acadia 138

Polyurethane, R-16
Steel | Thickness: 1 3/4"

Polyurethane, R-12
Steel | Thickness: 1 3/4"



Every detail guaranteed™

TRADITIONAL | CONTEMPORARY | CARRIAGE HOUSE



Build your garage door

Visualize your home with a new garage door. Visit garaga.com/designcentre or scan the QR code.



Why have **millions of Garaga garage doors** been installed since 1983?



Superior performance

Get a product that exceeds your expectations. Our Standard+ and Acadia 138 garage door models, inspired by Canada's severe weather, are **energy efficient** as they are first and foremost weathertight. They are **strong** and constructed with **long-lasting components**, rigorously selected to give a flawless finish, both up close and at a distance.




One of the largest selections in the industry

With **thousands of possible combinations**, you are sure to find the garage door you are looking for. Select style, color and much more by visiting **garaga.com/designcentre**. There you can create and view online the perfect door to enhance your house and be assured you're making the best decision.



A detailed quote for an informed choice

All the options you want can be **quickly** calculated then presented to you in a **clear, illustrated quotation**. Once your garage door has been chosen, your quotation is automatically transmitted to our factory to be **precisely custom-crafted**.





IN-GARAGE DELIVERY READY
with a reliable Garaga garage door!



Find out the must-haves and the steps to get started. Keep your online deliveries safe, visit garaga.com/ingaragedelivery or scan the QR code.



LiftMaster

POWERED BY myQ



^ Standard+ Shaker-Modern XL, 9' x 8', Black, Sandblasted windows/Coordinated with Soho entry door from Novatech's Shaker Collection

TRADITIONAL

Standard+ | Acadia 138

Polyurethane, R-16
Steel | Thickness: 1 3/4"

Polyurethane, R-12
Steel | Thickness: 1 3/8"

MODEL PATTERNS AND LAYOUTS

Prestige (40 1/2" x 15")



9' x 7'



Prestige XL

16' x 7'



Prestige XL

Shaker-Flat (21" x 15" and 40" x 15")




9' x 7'



Shaker-Flat CC

16' x 7'



Shaker-Flat CC

Classic (21" x 13" and 40" x 13")



9' x 7'



Classic CC

16' x 7'




Classic CC

Novatech

Match your Prestige garage door with the Orleans, London or Sydney entry doors from Novatech's Prestige Collection



Shaker-Flat XL



Shaker-Flat XL



Classic MIX



Classic MIX



Classic XL




Classic XL



Standard+ Shaker-Flat CC, 9' x 7', Ice White

FOR A CONTEMPORARY LOOK,
ADD A WINDOW LAYOUT



Window layout

Acadia 138 Classic XL, 9' x 7', Moka Brown, window layout: Left-side Harmony



Standard+ Prestige XL, 9' x 8', Moka Brown, Cachet Windows / Coordinated with Orleans entry door with Cachet stained glass from Novatech's Prestige Collection



Standard+ Shaker-Flat XL, 16' x 8', Desert Sand, 4 vertical lite Orion windows



Acadia 138 Classic CC, 9' x 7', Ice White, 4 lite Orion windows

CONTEMPORARY

Standard+

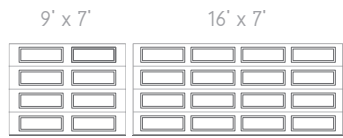

Polyurethane, R-16
Steel | Thickness: 1 3/4"

Acadia 138

Polyurethane, R-12
Steel | Thickness: 1 3/8"

MODEL PATTERNS AND LAYOUTS

Shaker-Modern (40 1/2" x 14")



Shaker-Modern XL Shaker-Modern XL

Novatech

Match your Shaker-Modern garage door with the Soho, Victoria Shaker or Brixton entry doors from Novatech's Shaker Collection

Vog® (40" x 1 1/4")

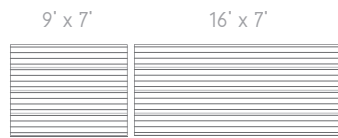


Vog Vog

Novatech



Match your Vog garage door with a Vog entry door from Novatech's Design Collection

Grooved (1" continuous lines)



Grooved Grooved

Flush




Flush Flush

Moderno (3/8" continuous lines)



Moderno Multi* Moderno Multi*



Moderno 2 beads Moderno 2 beads

* Moderno Multi is not available for R-12 construction.

ADD A WINDOW LAYOUT



Window layout

Standard+ Moderno Multi, 16' x 8', Chocolate Walnut, window layout: Left-side Harmony



Standard+ Vog, 14' x 8', Chocolate Walnut, window layout: Right-side Harmony



Standard+ Flush, 10' x 7', Charcoal, Masterline windows
Coordinated with entry door from Novatech with Masterline glass



Standard+ Moderno Multi, 16' x 7', Black, Azur windows
Coordinated with entry door from Novatech with Azur glass

CARRIAGE HOUSE

Standard+
Polyurethane, R-16
Steel | Thickness: 1 3/4"


Acadia 138
Polyurethane, R-12
Steel | Thickness: 1 3/8"

MODEL PATTERNS AND LAYOUTS


North Hatley (19 3/4" x 15" always by pairs and 40 1/2" x 15")



9' x 7'




North Hatley SP




North Hatley LP

16' x 7'



North Hatley SP




North Hatley LP

Shaker-Flat (40 1/2" x 15", group of 4 small rectangles)




9' x 7'



Shaker-Flat XS

16' x 7'



Shaker-Flat XS

DECORATIVE HARDWARE

Handmade wrought iron texture



Lis



Door knockers


Slightly bumpy texture



Standard



Cottage



Standard+ Shaker-Flat XS, 9' x 7', Desert Sand, Clear windows



Standard+ Shaker-Flat XS, 9' x 8', Iron Ore Walnut, Clear windows



Standard+ North Hatley LP, 10' x 7', American Walnut, 4 vertical lite Orion windows



Standard+ North Hatley SP, 8' x 7', Ice White, windows with Richmond Arch Inserts

WINDOWS (21" x 13" or 40" x 13")¹



All windows are available



Clear glass, Sandblasted glass, Orion 4 lites, Orion 8 lites, and all Decorative inserts are available

Stained glass

Privacy Level: **X/5**



Patina coming



Zinc coming



Cachet

Orion³



This window has aluminum grids inserted between the two panes of glass.



4 lites



4 vertical lites



8 lites

³ For R-12 construction, Orion 4 vertical lites is not available. Orion 4 & 8 lite grids are only available in White and Claystone.

Types of glass



Azur



Masterline




Chinchilla



Screen



Pinhead



Soft




Fluid



Glue Chip



Sandblasted



Clear²

Decorative inserts



Decorative inserts are installed on the exterior side of the window (easy to remove).



Stockton



Prairie



Cathedral



Sherwood



Cascade



Waterton



Richmond



Williamsburg¹



Richmond Arch



Williamsburg¹



Double Stockton Arch



¹For all the available Williamsburg Inserts, visit garaga.com/inserts

¹To see what size windows are available, visit garaga.com/designcentre

² Clear 40" x 13" thermopane glass is also available with the Low-E Argon energy option

COORDINATES WITH

Novatech

Garaga is proud to collaborate with the entry door manufacturer Novatech so we can offer products that go together perfectly.

See what coordinates with our garage doors and window, visit garaga.com/novatech or scan the QR code.



Novatech

WINDOW LAYOUTS



Left-side Harmony



Outer Harmony

Visit garaga.com/windowlayouts to see all the available options or scan the QR code.



Window Layouts

COLORS

Standard



Ice White



Desert Sand



Claystone



Dark Sand



Moka Brown¹

Premium²



Charcoal



Evergreen



Black



American Walnut



Chocolate Walnut



Iron Ore Walnut



Visit garaga.com/gentek to see Gentek's equivalent aluminum capping.

¹Corresponds to GENTEK Commercial Brown #562

²Visit garaga.com/premiumcolors to learn more about Garaga's Premium colors

CONSTRUCTIONS

	Prestige XL	Shaker-Flat CC	Shaker-Flat XL	Classic CC	Classic MIX	Classic XL	Shaker-Modern XL	Vog	Moderno Multi	Moderno 2 beads	Grooved	Flush	North Hatley SP	North Hatley LP	Shaker-Flat XS
CONSTRUCTIONS															
	•	•	•	•	•	•	•	•	•	•	•	•	•	•	•
				•	•	•				•	•	•	•	•	
COLORS															
Ice White	•	•	•	•	•	•	•	•	•	•	•	•	•	•	•
Desert Sand	•	•	•	•	•	•	•	•	•	•	•	•	•	•	•
Claystone	•	•	•	•	•	•	•	•	•	•	•	•	•	•	•
Dark Sand	•	•	•	•	•	•	•	•	•	•	•	•	•	•	•
Moka Brown	•	•	•	•	•	•	•	•	•	•	•	•	•	•	•
Charcoal	•	•	•	•	•	•	•	•	•	•	•	•	•	•	•
Evergreen				•	•	•			•	•	•	•	•	•	
Black	•	•	•	•	•	•	•	•	•	•	•	•	•	•	•
American Walnut	•	•	•	•	•	•	•						•	•	•
Chocolate Walnut	•	•	•	•	•	•	•	•	•	•	•	•	•	•	•
Iron Ore Walnut	•	•	•	•	•	•	•	•	•	•	•	•	•	•	•

• = Available colors for • = Available colors for only

SIZES

Widths from 8' to 18', in 1" increments. Heights from 6'6" to 8', in 3" increments. See your garage door dealer for more details on oversized doors available.

WARRANTY


Door sections: limited lifetime

Dura+ hardware: 2 years/Value kit: 1 year


Weatherstripping: 1 year

Windows: 10 years against seal defects

1 year for thermal break



2



1

3

GARAGA CONSTRUCTION MAKES ALL THE DIFFERENCE

3 layers, polyurethane insulation and

- 1 Polyurethane insulation** acts as a thermal break to prevent transfer of cold or heat
- 2 InterLok™ joints** block air infiltration for superior thermal insulation
- 3 Wood end blocks** are one of the most effective thermal breaks



To save energy, all components of a garage door must be taken into consideration (joints between sections, weatherstripping, end blocks, etc.) and not just its thermal resistance R-value as that only refers to the construction of the sections.



R-16 and R-12 constructions



In garage door comparison tests, Garaga wins hands down. Watch our 45-second videos at garaga.com/lab or scan the QR code to learn more about the Garaga construction.



Garaga lab